




Saint Patrick's Boys' National School

Guiding Your Son Through Infants

We are offering this presentation to parents as a practical guide in dealing with the education of your children at the very early stages. We will be happy if you dip in to it from time to time and find something of value to you and your child.



Welcome To Junior Infants 2021



Primary School is a big step for both you and your child. It is a time when parents and teachers take special care to make sure the transition from preschool to primary school goes as smoothly as possible.



It is very important that your child's first experience of school is a positive one so that we can lay a good foundation for the rest of their education- Primary, Secondary and Third Level.



Welcome to Junior Infants.
Let our new and exciting journey together begin.



LET YOUR JOURNEY OF DISCOVERY BEGIN!



Saint Patrick's Boys' National School



Dear Parents & Guardians,

I would like to welcome you to St. Patrick's Boys' National School. We look forward to this being the start of a very positive, productive and successful eight years for your child.

As a school community we strive to achieve high standards in teaching and learning as well as promoting our school ethos.

We as a staff in St Patrick's BNS will celebrate the lives of each and every child in our care by encouraging and valuing them and by helping them to build good healthy relationships with all those they meet along the way.

We will encourage, compliment and support each other in promoting the wellbeing of all pupils, staff and parents alike. We will strive to achieve a happy, calm and supportive atmosphere within the school.

As we embark on another school year we look forward to working with our pupils, parents and guardians. We always welcome and value your contributions in helping us to provide the best education we can for your children.

Le gach dea ghúí,

Barry O'Donovan
Principal



School Times

9.30am day 1 only

8.40am normally

Small break 10:30 am–10:40 am Lunch break 12.10 pm–12:40 pm.

Infants' Finishing times 1:25 pm 2:25 pm 1st class to 6th


New Junior Infant children will finish at 11:30am every day for the first two weeks. This helps your child to get used to the longer day gradually and helps them to settle into their new class gently.

Please be on time for school every day.

Good attendance is a priority in our school. If you bring your child late, leave early ,or your child is absent from school, you need to provide the teacher with a reason. You can do this through the Aladdin School App.

Parents of children arriving late or leaving early need to sign in/out. If you have an appointment and your child will be late for school, please let the teacher know through the 'contact' section of the website.

Parents will be informed once a child has reached 15 absent days.



School Dress Code



Pupils must always wear their school uniform, including the school tie. School tracksuits are only allowed on timetabled PE days.



Please **label** all your child's clothes and belongings.



Make sure your child brings a warm jacket and hat in cold weather and a rain jacket in milder weather.



Please get your child shoes with Velcro straps. Young children usually cannot manage laces.



Our Uniform

- ▶ Grey trousers (Elasticated)
- ▶ Grey shirt
- ▶ Green school jumper
- ▶ Elasticated school tie green and yellow (only available to purchase through secretary's office)
- ▶ Black shoes

PE Uniform (You will have 2 PE days per week)

- ▶ Green tracksuit bottoms
- ▶ Yellow polo shirt
- ▶ Green tracksuit top
- ▶ Runners (Velcro, not laces)



Uniforms

<https://uniformity.ie/>

Uniforms can be purchased online by clicking the link.

STATE OF THE ART FACILITIES

The boys will use our Astro pitch for PE, games, after school activities and sports day events.





Safety, Health and Welfare

- ▶ If your child has an allergy, medical condition, problem with sight or hearing, or is being assessed by a health professional or has any specific needs, please inform the school prior to September.
- ▶ If you have any medical reports on your child which may have an impact on their ability to learn, please share it with your child's teacher.
- ▶ Head lice: It is important that hair is checked regularly, and treated if necessary. If your child has head lice please inform the class teacher and a note will be sent home to advise all parents to check their sons' hair.
- ▶ Update the Aladdin app to explain any absence when your child returns to school.

Spreading of Contagious Bugs

- ▶ **In an effort to prevent the spreading of contagious bugs, (Covid-19 or other) please keep your child at home if he is feeling sick.**
- ▶ Update the Aladdin App to explain any school absence.





NUT FREE SCHOOL

- ▶ As part of the SPHE Programme, in Hollypark BNS we encourage the children to become more aware of the need for healthy food in their lunch boxes.
- ▶ What people eat is known to be a key factor influencing health. Research indicates a strong link between diet and performance (e.g., a low sugar intake promotes concentration, lessens hyperactivity, protects teeth, and lessens the risk of diabetes. A low salt intake reduces the risk of heart disease in later life). In Hollypark we operate a nut free policy.
- ▶ Due to some children having severe nut allergies, our school is a nut free zone. Please ensure your child's lunch is nut free.

Hollypark BNS is a nut free school*



NUT FREE SCHOOL*

- ▶ We operate a healthy eating policy. Due to the number of children with allergies, nuts or nut products are not allowed in school lunches.
- ▶ Please ensure your son can open everything in his lunchbox independently.
- ▶ It is a good idea to open any wrappers or start peeling oranges, bananas or any fruit he has for lunch.

- ▶ *We operate a nut free policy; we understand that no environment can be totally risk free.

In Hollypark, Friendships Are Formed

St. Patrick's BNS, Hollypark

18/05/2021




Building Independence

Help your child to become as independent as possible over the summer

It would help greatly if your child is able to:

- ▶ button and unbutton a coat and hang it up
- ▶ use the toilet without help and manage trouser buttons. Elastic waist is best
- ▶ practise personal hygiene and cleanliness. Your child should know how to flush the toilet and wash hands, without being told.
- ▶ use a tissue and cover their mouth when sneezing and coughing
- ▶ share toys and games with others and “take turns”
- ▶ tidy up and put away playthings.
- ▶ open and close their lunchbox and school bags





Day 1



Arrive at 9:30 a.m. only on day 1. (8:40am. on day 2 and thereafter).



Be sure to arrive on time.



The Junior Infant classrooms are situated in the lower corridor. Day 1 drop off instructions will follow closer to opening.



The entry door is opened at 9.30 on day 1 and 8:40am., thereafter.




When you arrive, be as calm as possible. If you are relaxed, your child will be more relaxed.



Hopefully your child will be absorbed in his new surroundings. Having given assurance to your child that you will be back to collect them, wave goodbye.



Make your exit without delay.



Day 1 Collection



BE SURE TO COLLECT YOUR CHILD ON TIME. CHILDREN CAN BECOME VERY UPSET IF THEY FEEL THEY ARE FORGOTTEN.



IF YOU CANNOT COLLECT YOUR CHILD ON A DAY, TELL THEM WHO YOU HAVE ORGANISED TO COLLECT THEM AND CONTACT THE TEACHER THROUGH SCHOOL WEBSITE 'CONTACT' SECTION.



IF YOU WOULD LIKE TO SPEAK WITH THE TEACHER, MAKE AN APPOINTMENT THROUGH THE OFFICE.



IF AT ANY TIME THE COLLECTION ROUTINE IS CHANGED UNEXPECTEDLY, CONTACT THE SCHOOL.



Handling the Upset Child

Despite the best efforts of both teacher and parents, some children will still become upset. If your child becomes upset, don't panic.

Patience can work wonders.

Trust the teacher. She/he is experienced and resourceful and is used to coping with all kinds of upsets.

Try not to show you are upset. Sometimes parents are more upset than the child and this can make your child anxious or distressed.

Reassure your child that they will have great fun, make new friends, that you will be back for them, that you love them, that their teacher is lovely and that they will really enjoy it. Smile and look confident. Give them a hug and a kiss and say goodbye.

When you have reassured your child, leave as soon as possible. The teacher can distract and humour them more easily when you are not around.

Do not let your child see you hovering.

You must be firm from the start. Even if your child is upset you must insist that they stay. If you give in, you will have the same issue, over and over every day.



As time goes on...

Routine	Get your child into the habit of being on time coming to school. <u>Children need plenty of rest. Set a bedtime routine. Please do not have TVs or computer games in a child's bedroom</u>
Support	Support your child with any small bit of homework they may get.
Do not compare	Do not compare your child's progress to their peers'. Be patient and give plenty of praise for their efforts.
Update	If your phone number or address changes during the year, please update all details via the Aladdin App. We need to have an up-to-date contact number for you should we need to contact you.
Discuss	If there is something that you would like to discuss, you can arrange to meet your child's teacher by appointment through the office.

Social Skills and Manners




- ▶ Social skills are very important. We encourage good manners at all times, please & thank you, addressing staff properly, being courteous to fellow students teachers and SNAs.
- ▶ Children's moral and social education is covered right through the school day e.g. kindness to others, sharing and saying sorry.



Hollypark
Motto
Kind Words,
Kind Actions.



**KIND
WORDS,
KIND
ACTIONS.**




**IN OUR SCHOOL
GROUNDS WE HAVE
FUN BY PLAYING
FAIRLY AND SAFELY,
WHERE EVERYONE IS
INCLUDED. ROUGH
PLAY IS TOTALLY
DISCOURAGED. EVERY
CHILD IS ENTITLED
TO PLAY IN A SAFE
ENVIRONMENT.**



**CHILDREN ARE
SUPERVISED
IN THE
PLAYGROUND
DURING
BREAKS.**

All Different, All Equal





Getting Ready for Learning

- ▶ Children are natural learners. They are curious about everything. They want to know more about topics — about themselves, others, the world around them. They learn fast, but only when they are ready and their interest is aroused.
- ▶ Children learn in different ways and at different speeds.
- ▶ Our S.E.T. Team are highly equipped to provide support where necessary.
- ▶ Our first year in school therefore, is mainly about settling in, relating to others, making friends, feeling happy and getting used to the routine of school.
- ▶ On the learning side the emphasis is on getting children ready for learning by learning through play.





Learning through Play: Aistear

Learning

Learning through play is the most enjoyable and effective way to learn at a young age.

Developing

Developing their oral language and expression.

Sharpening

Sharpening their senses, especially seeing, hearing and touching.

Developing

Developing physical coordination, including hands and fingers.

Extending

Extending their concentration and getting them to listen well.

Cooperating

Cooperating with teachers and other children.

Performing

Performing tasks by themselves.

Working

Working with others and sharing with them.



Learning Through Play

Aistear forms an integral part of our Infants' curriculum.

St. Patrick's BNS, Hollypark

18/05/2021



Preparing your Child for School.

Speak

Say nursery rhymes and sing songs together. If a child learns to rhyme, they can hear the sounds in words, which will help them to read.

Give

Give your child lots of time to use their imagination.

Dress up

Dress up, pretend play, dolls, cars, doctors, nurses, farmer, policeman etc. A Lego block can be a phone, remote control, bar of chocolate etc.

Help

Help your child explore feelings and ideas through play.

Play

Play with them.



Getting Ready to Read



Learning to read is a gradual process. Lots of work must be done before a child is introduced to their first reader. We deliberately do not rush children into reading. Reading is something to be enjoyed. A child should never feel pressured.



Surround them with words.



Have colourful books in the home.



Teach your child to respect and care for books.



Read different types of stories- fairy tales, adventure stories, funny stories and silly stories.

Getting Ready to Read

Look at the pictures with your child. You can tell a wonderful story from pictures.

Point at the words as you read them. Your child will learn that we read from left to right.

Teach your child how to turn a page.

Ask predictive questions. What do you think happens next? Etc.


Take your child to the library. Read stories together. Share a love of books and words.
Your child will have a favourite story and they will want you to read it over and over. That's great. Gradually get them to tell you the story.

When your child has a large bank of words, they will be ready to read.



Reading is Fun!





Getting Ready to Write



Writing letters on paper is not easy for a small child.



Jigsaws, Lego, beads to thread etc



Sheets of paper to cut up with safety scissors



They must learn to hold the pencil properly and make regular shapes. Their finger muscles are only gradually developing at this stage. They must develop the ability to get the hand and eye working together. You can help train their muscles.



Plasticine (Marla) to make their own shapes



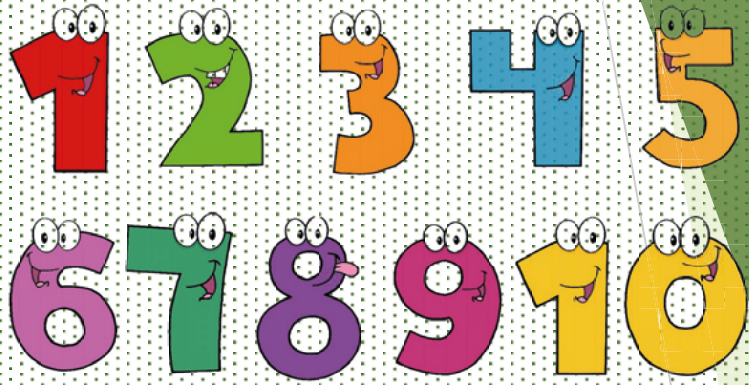
If your child is naturally using their left/right hand do not try to change it. This is natural for them.



Get them to manipulate toys like:



A colouring book and thick crayons



Getting Ready for Numbers

Maths for a small child has nothing to do with “Sums” or figures or tables or adding and subtracting. This will come much later.

Maths is part of the language children use in understanding and talking about certain things in their daily experience e.g.

They associate certain numbers with particular things—two hands, four wheels, five fingers etc.

Counting—one , two, three, four, five

Colours—black, white, red, green, blue etc.

Prepositions (telling positions) before/after, above/below, under/over,

Inside/outside etc

Matching/sorting—objects of the same colour/size/texture/shape

Shapes—Circle, square, triangle, rectangle etc.

Understanding of these concepts come quickly to some children, for others it can take a long time.

Be patient!



Physical Education

Physical Education (PE) is for children from junior infants to sixth class. The curriculum contributes to children's overall development by helping them to lead full, active and healthy lives. The PE curriculum provides a balanced range of activities for children.

Fundamental Movement Skills

Locomotor Skills Transporting the body in any direction from one point to another	Stability Skills Balancing the body in stillness and in motion	Manipulative Skills Control of objects using various body parts
<ul style="list-style-type: none">• Walking• Running• Hopping• Skipping• Jumping for height• Jumping for distance• Dodging• Side stepping	<ul style="list-style-type: none">• Balancing• Landing	<ul style="list-style-type: none">• Catching• Throwing• Kicking• Striking with the hand• Striking with an implement



Wellbeing- a focus for Infants-6th

- ▶ In all classes from Infants to 6th, boys will participate in the Weaving Wellbeing programme.
- ▶ Designed by teacher and author Fiona Forman, Weaving Well-Being is the first Irish designed positive mental health programme of its kind which aims to enhance well-being in children aged from 4-12 years.
- ▶ Positive Psychology is the science of well-being. It is underpinned by the concept that a state of well-being is not simply the absence of the negative, but the presence of the positive



In Hollypark, We Inspire!



St. Patrick's BNS, Hollypark

18/05/2021



Communication

► Wednesday Newsletter

I send weekly newsletters with the latest news, up to date information and important dates for your diary. These are emailed home and published on our website.

>>>Aladdin Connect: We use Aladdin Connect as our school database for emails, permissions, payments, class notes and booking parent teacher meetings. You will receive your login codes prior to September. <<<

<https://www.aladdin.ie/>



Aladdin Connect- Download now.

We use Aladdin Connect as our main method of communication between school and home.

www.aladdin.ie



Did you know? Hollypark BNS recently featured on RTE news2day



<https://t.co/2GcgwBjkoi>
<https://twitter.com/news2dayRTE/status/1235626131992297474?s=20>



Click the link to watch!

Take a Virtual Tour of our Amazing School

<https://bit.ly/3b8Gslx>
Classroom tour

<https://bit.ly/2W9jl6o>
Outside yard tour

<https://bit.ly/2YQ0LLZ>
Activity corridor

SCHOOL CALENDAR: 2021 / 2020

2021

August	Tues. 31st	School opens after Summer Holidays
October	Mon. 25 th – Fri. 29th	School closed for Halloween break
December	Wed. 22nd	School closes for Christmas Holiday at noon

2022

January	Thurs. 6th	School re-opens after Christmas Holidays
February	Mon. 21st – Fri. 25th	School closed for Mid-term break
March	Thurs. 17 th & Fri. 18th	School closed St. Patrick's Day Bank Holiday
April	Fri. 8th	School closes for Easter Holidays at noon*
April	Mon. 25th	School re-opens after Easter Holidays
May	Mon. 2nd	School closed for Bank Holiday
June	Mon. 6 th & Tues 7th	School closed for Bank Holiday & Extra Day
June	Thurs. 30th	School closed for Summer Holidays at noon

* Easter breaks are subject to change if there is unforeseen school closures, up to three days could be taken from the break.

School Calendar 2021-2022



Check out our Website!

Government Resources

www.gov.ie/en/publication/a8d8f-ready-for-school/

Visit this site for tips and tricks to get your children school ready.

Visit gov.ie/letsgetready - Supporting Your Child's Transition

Support your Child's Independence Skills by:

Encourage and practise independent dressing. Let children dress themselves and put on their own shoes.

Encourage and practise independent eating. Children can help with setting out place settings and cutlery for the family meal. Children should pour their own drinks and butter their own toast (at the child's skill level).

Encourage children to clean up when finished eating.

Encourage and practise toileting. Children should use the toilet independently where possible and wash and dry their hands.

Try not to do any task the child can do for themselves, even if it takes a bit of time.

Our Adventure begins

Your Adventure Awaits



John

Noah
Mc

Evan H

Looking forward
to seeing you all
on August 31st!

Thank you for watching.

The teachers and staff of Hollypark BNS look forward to welcoming you and your family to our school.

Website: www.hollyparkbns.ie

Email: info@hollyparkbns.ie

Twitter: @hollyparkbns

Phone: 012896042

Principal: Mr. Barry O'Donovan

Deputy Principal: Mrs. Annette Lynch

Office Secretary: Ms. Eilish Dillon