


SENIOR INFANTS

APRIL 2020

S.E.S.E



Back to School

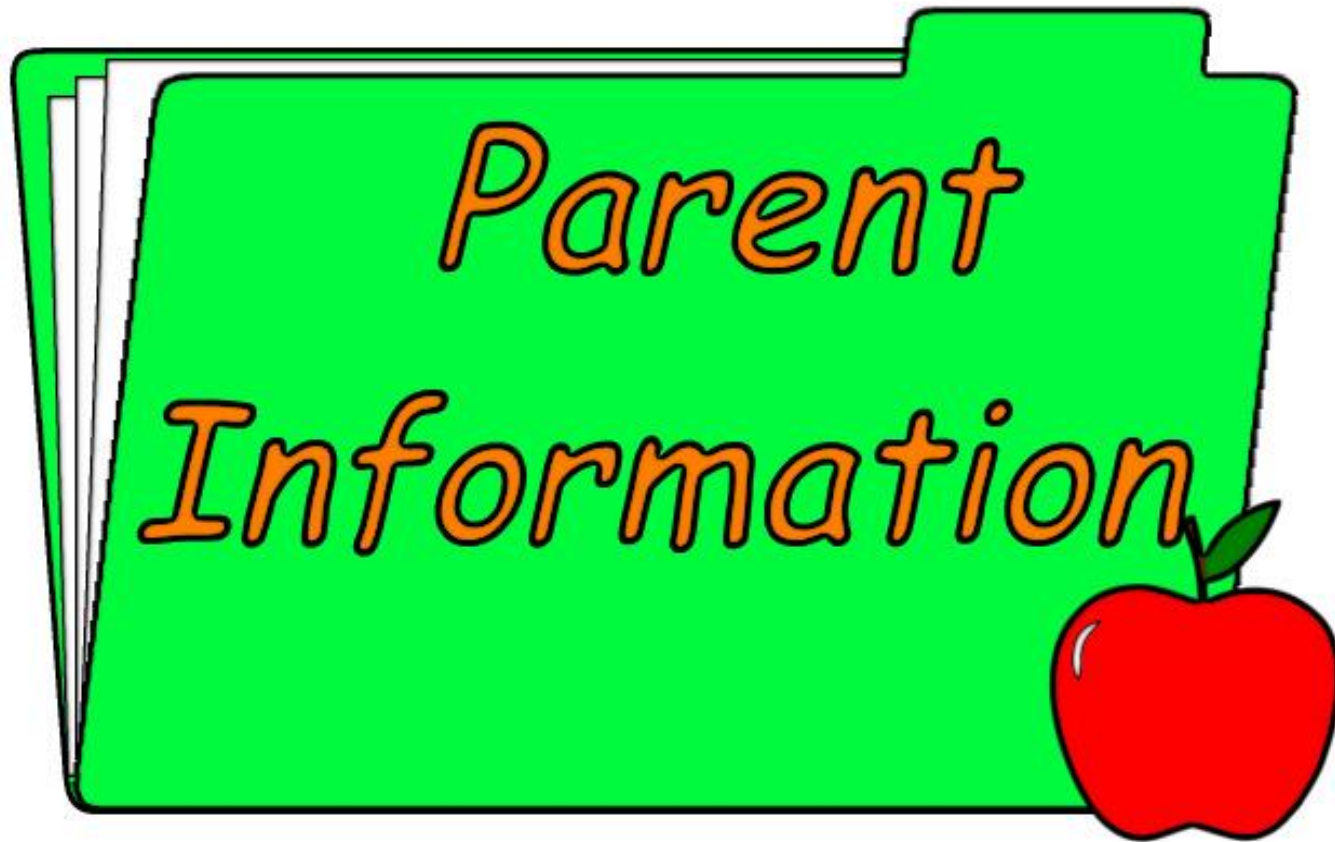


Welcome back to virtual school boys! We hope you had a lovely Easter break. Now we've got some school work for you to keep you busy over the next couple of weeks.

Enjoy



Note for Parents



Dear Parents,

We hope you are all well.

Please see our new plan of work below for the next two weeks.

As before please work through it at your own pace with your son.

There is a lot of practical work involved so the boys should enjoy completing the tasks.

You will need ...

Pencil

Paper/copy

Rubber

Colours

Variety of household items

Water (always supervise during water play)

Lego character

The great outdoors!



Week One...



SCIENCE

IS IT WATERPROOF?

Find some items in your house or garden such as...
A newspaper, socks, an umbrella, wellies, cardboard,
rubber gloves.

Investigate if they are waterproof or not.

Write the names of two things that are waterproof.

Write the names of two things that are not
waterproof.

Complete the sentence below in your copy;

I should wear something waterproof when

_____.



GEOGRAPHY

Name the people who wear waterproof clothing at work.

Write three sentences about someone who wears waterproof clothing at work.

People at Work



Fireman



Lollipop Lady



Nurse

Who wears waterproof clothing?



Garda



Teacher



Dentist

HISTORY

Examine these two photos of the fathers and their sons.

Describe what the people are wearing in each photo. How are the clothes different?

Write down some things that have changed.

Write down some things that have stayed the same.



HOLLADAYPHOTO



WEEK 2





Will it Float or Sink?

Object	Predict: Float OR Sink	Result : Float or Sink
Coin		
Pencil		
Cotton Wool		
Apple		
Empty Bottle		
Full Bottle		
Pick your own object to test		

Remember: First guess, then test!



Make a Boat that Floats

You will need:

Playdough



Peas



Tub



Water



1. Make different shapes with your playdough.
Test them to see if they float.

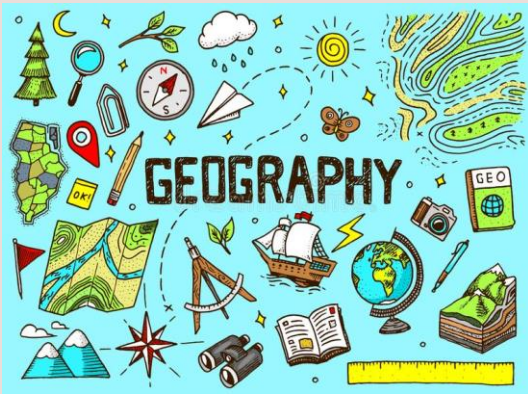
2. Design your boat.
Draw it to begin with.

3. Make your boat.
Add in your pea passengers!

4. Test your boat. Does it float?



How many pea
passengers can
your boat hold?



READ & DRAW

Who Am I?

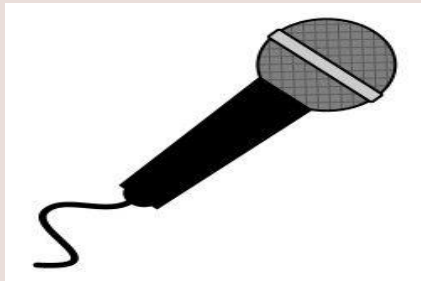
I work in a hospital. I help people to feel better.

I work with children. I give them homework.

I help people to keep their teeth clean and healthy.

I help children to cross the road.

History



Interview a parent or grandparent (perhaps over the phone) about the clothes worn years ago.

How were they different?

What was similar about them?

Can you buy any of the same clothes today?

Tell them about your favourite jumper, jersey or t-shirt.

Design a t-shirt/jersey for them using their favourite team or favourite colours.





JUST A FEW MORE IDEAS...



The Lego man
needs a life jacket
to help him float



Explore

Choose the material
you will use.

Some ideas would be
newspaper, cloth,
cotton wool, plastic



Plan

What will it look like. Draw it.

Make

Make the life jacket

Evaluate

Test the life
Jacket. Does it
work?


DRAW THE CLOTHES YOU WEAR IN EACH TYPE OF WEATHER



Birds in My Garden

Label the
parts of
the bird

Crown tail beak feather
breast



Which Birds Can You See in Your Garden?





You're all done boys! Congratulations on all your hard work. We hope you enjoyed completing all the activities and learned lots along the way!

