

Five diverse cartoon children are smiling and holding a large white sign. From left to right: a girl with dark skin, braided hair, and a pink headband; a girl with blonde hair; a girl with blonde hair; a girl with blonde hair; and a girl with dark skin and curly hair. They are all wearing colorful clothing and shoes.

1st Class SESE
27/04/2020- 08/05/2020

Note to parents

Hi all,

We hope that everyone had an enjoyable Easter break and is keeping safe and well during this time. The following slides feature tasks within the SESE and ARTS curriculum.

The boys can choose how they want to approach the tasks. For example, they might want to work through them subject by subject (history task over 3 days, science for an afternoon, art one of the mornings, etc.) or do a bit of each task a day. We feel that there is enough work to keep the boys busy. However, please don't feel under any pressure to complete every slide.

We hope that the boys have fun and that they enjoy the following tasks.

Samples of their work can be sent by email to 1stClass@hollyparkbns.ie. Please include your child's name and his teacher's name in the subject line, i.e.: (FAO: Ms. Crowe RE John B). We are really looking forward to seeing the boys' work!

Kind regards,

First Class Teachers.

Week 1: World Explorers



History



Why are explorers important?

In the past, people did not know or understand much about other countries, or even that countries existed!!

An explorer is a person who searches for areas that are not known yet. There have been some very famous explorers in the past.



This is Marco Polo. He explored China.



This is Christopher Columbus. He explored North and South America.



This is Tom Crean. He explored Antarctica.

A little bit about these explorers...



Marco Polo was an Italian explorer from Venice who travelled through Asia and China. It took him 4 years of travelling to get to China! His travels were written in a book called "The Travels of Marco Polo."



Christopher Columbus was also from Italy. He learnt to sail in wooden ships with sails. He found his way at sea by using the stars and the sun. Columbus discovered North and South America and named them 'The New World!'



Tom Crean was from County Kerry. He joined the Royal Navy when he was only 15! Crean was part of 3 adventures to Antarctica (The South Pole). He was asked to do a fourth journey but he said he did not have it in him!

Timeline showing when each of the explorers lived



1200



Marco Polo was born in 1254 and died in 1324.


1400



Christopher Columbus was born in 1451 and died in 1506.

1600

1800



Tom Crean was born in 1877 and died in 1938.

Task.

Choose one of the explorers from the previous slides and research their journey and discoveries.

Write a fact file about your chosen explorer and create a timeline of their life, showing the main events! You can work on this over the whole week. Do a little bit every day!

Take a picture of all of your hard work and send it to your teacher! 😊



Science



We know that Marco Polo, Columbus and Crean travelled by ship to explore the different areas. We know that ships float. So, let's do a science experiment.







What you need:

- A basin of water. (You can use your sink)
- A piece of paper.
- Some items around the house. For example: a spoon, coins, pencil, rubber, an orange etc. On the piece of paper predict which items will sink and which items will float. Then get experimenting to check if your predictions were right!!

Why do you think some items float and some items sink?

****Extension Work: Design and make a boat that will float. What do you think you will need? What will it look like? Watch [this](#) video to get some inspiration!**

Float or Sink

Objects	Float 	Sink 
 coin		
 pencil		
 cotton ball		
 crayon		



Geography/Art

Design a map showing one of the explorer's journeys.

Label the countries on the map and mark out the journey with a bright colour.


Get creative!! Why not try and make the map look really old? You can do this by rubbing a wet tea bag on the piece of paper. Just remember to let it dry before you start drawing on it!



Well done
boys!



Week Two



Create a Nature Journal.

This is a really fun and interesting way of exploring your garden or outside your home! Use a copy book or some sheets of paper and get investigating!

1. Collect some leaves and make some leaf rubbings

2. Write down what sounds you hear

3. Draw a picture of what you see


4. Collect some samples of leaves and flowers and stick them in your copy/on your sheet – See if you can find out the names of them

5. Find a feather. Find out what bird it's from. Write three facts about that bird.

6. Follow an insect. See where they go and what they do. Write this down.


7. Draw a map of your garden or outside where you live.

Send teacher some pictures of what you discovered!



History

How Setanta became Cúchulainn



- Read the story in the next few slides
- Retell the story in order to one of your parents
- Imagine that you are Cúchulainn. Write in your diary about how you felt when you were attacked by Culann's dog. Explain how you defeated the dog and talk about how you felt when you had.

Many years ago, there lived a young boy named Setanta. He lived in County Louth. He was brave and strong. He loved hurling.

Setanta really wanted to go to a special training school in Armagh. At this school, boys were trained to be soldiers. They were called the Macra. They played hurling and other games. They were trained to fight with toy swords and spears.

The king of Ulster ran the school. His name was Conor MacNeasa and he was Setanta's uncle. The king wanted his pupils to grow up to be great warriors for Ulster and be part of the Red Branch Knights.

Setanta was determined to join the school and he set off as soon as he could. He took his shield, a hurling stick and his sliotar and began the long walk to Armagh.




When Setanta arrived at the school, the boys were playing a game of hurling. Setanta ran over to join the game. He didn't even think to ask the boys if he could play. Straight away, Setanta scored a super goal.

The other boys were cross that Setanta hadn't asked to play. Some of them were jealous of how good he was at hurling. The boys attacked Setanta. They threw spears at him but Setanta used his shield to save himself. They threw hurleys at him but Setanta dodged them. He wouldn't give up.

Setanta was taken to see King Conor. Conor was impressed by Setanta and he agreed that his young nephew could join the school. Setanta was delighted!

Setanta loved being a part of the Macra. He enjoyed all of the training and still spent a lot of time playing hurling. One day, Conor came to collect Setanta so they could attend a feast they had been invited to. Setanta was very involved in a hurling game so he told his uncle to go ahead without him. He said he would join him when the match was over.



King Conor travelled to the house of his blacksmith, a man called Culann, for the feast. Conor was supposed to tell Culann that Setanta would be arriving late, but he forgot! Culann released his fierce wolfhound to guard the house and his guests.

When the hurling match was over, Setanta set off for the feast, swinging his hurley as he went. As he arrived at Culann's house, the guard dog sprang at him from the shadows!

Setanta had no time to think – with all his strength, he smacked the sliotar with his hurley. As the snarling dog leapt at Setanta, the ball flew into his open mouth and wedged in his throat! The hound fell down dead at a shocked Setanta's feet.

Inside the house, King Conor heard the furious barking from outside. He gasped, "Oh no! I forgot about Setanta. Your dog will kill him!" Everyone rushed outside. They could hardly believe it when they saw Setanta standing over the body of the dog.

Conor was happy and relieved to see that Setanta was safe. Poor Culann ran to his dog.

Setanta felt bad about what had happened. He told Culann that he would take the place of the guard dog until one of his pups could be trained.



Cúchulainn grew up to be a great and mighty warrior. He had many adventures and battles. Stories about him are still told today.



Mini-beast hotel

Design and create a hotel for some bugs and insects that live in your garden or near your home.

What will you need? Draw out your design first and the materials needed.

Keep it simple! Ms. Crowe has started building hers with just some sticks and pebbles!

Need some inspiration? Click [here](#)

Get creative
and get
building!



Science

Do this experiment
outside, it could get
slippery!

The Leakproof Bag Experiment!

You will need:

A plastic ziplock bag

At least four sharpened pencils (be careful)

Enough water to fill half of the bag.

Ok, let's get experimenting!

1. Fill half the bag with water and then seal it.

What do you think will happen if you try to push one pencil through the bag of water? Leak and make a big mess? Maybe... Let's see!


2. When pushing the pencils through the bag be careful not to push them all the way through or your 'spear-it' experiment will turn into a big 'clean-it-up' activity!

3. Here comes the scary science part! Hold the pencil in one hand and the top of the bag in the other. Believe it or not, you can push the pencil right through one side of the bag and halfway on the other side without spilling a drop!

How do you think this happens?



Click [here](#) for a video showing you the experiment in action!



Music



- Listen to 'Here Comes the Sun' by The Beatles. [Listen here](#)
- What are they singing about? Is the song happy? Is it sad?
- Can you identify the different instruments being played?
- Imagine that The Beatles have asked you to design a poster for the song. What would you include? Design the poster! You could use paint, markers or maybe even some collage!



Remember last time we said that the speed of a song is known as **TEMPO**. So, what is the tempo of this song do you think? Fast? Slow? Bit of both?

Art

Make a card with pressed flowers.
Follow [this](#) simple video to show you how to do it!

And/or

Gather pieces of nature from your garden, such as flower petals, grass, leaves, twigs etc.

Use them to create a picture or a self-portrait!

Can you write your name using these pieces of nature?

Send teacher a picture of all your wonderful artwork when you are finished! 😊

You can choose to do one of these activities or both!



Masters of Mindfulness.

Shark Fin Exercise.

- Sit on a chair and close your eyes.
- Place your thumb on your forehead with your other fingers pointing to the sky like a shark fin.
- Move your hand slowly down from the forehead to your chest.
- Breathe in and out a few more times.
- Open your eyes and repeat a few times.



It might be nice to do
this activity outside if
the weather is good 😊



Well done boys!