



5th May
2020

Junior
Infants

Remote Learning

You will need :

- Pencil
- Crayons
- Paper
- A notebook/ copy
- Scrapbook or folder to keep your work together



Have fun!

Resources



Log on access available to folenonline.com using code Prim20

Phonics/Letter Formation - see All Write Now Junior Infants ebook & resources - this week is ue & any other letter sounds covered to date can be revised.



Gaeilge : Abair Liom A Junior Infants - Resources - all games, comhrá, songs and dánta - this week we revise the téama Ar Scoil

Maths - Planet Maths Junior Infants e book & resources - Themes Weight & Number



Let's
Go!



Welcome to

Jolly Phonics




Jolly
Phonics

Week Two

Jolly Phonics



Week Two :



<https://www.youtube.com/watch?v=TnztZrvHTzU>

Our new sound this week is 'ue' !

- Listen to the ue sound and song here :
- Sing the ue song and do the action for ue (point to different people around you saying you, you, you !!!)
- How many ue words can you think of ?? Glue, blue, clue, argue, Sue....
- Write ue in Sound Copy and draw four pictures of ue words, eg glue, blue, clue, tissue. Write the word beside each picture.

Trace ue on each others backs and in the air. Now practice correct formation of ue on lined paper.

Hold your pencil with froggy grip. Make u and e the same size, standing together. Look at them and check they are looking neat! Now can you make a whole line of ue putting a finger space between each one. Just like we do in school. Then pick your best ue and put a circle around it. Can you do another line of ue now and make them all as nice as that one? Do your neatest and best work!

Log onto folenonline.ie and go to 'All Write Now Junior Infants'- Resources and practice u and e aided by the video

Great work so far! ·

Reading

Week Two



We love to read!

ue words



- Sound out and blend the following ue words

glue

true

blue


rescue

tissue

argue

clue

barbecue



Good work!

Reading

- List all the words you can think of from the op family ; mop, top, chop, stop, flop, prop,



<https://www.youtube.com/watch?v=KVU8dFsBhtU>

- With a partner - Pass a ball to each other see how long you can keep it going with 'op' words!

Design your own 'op' poster with a big 'op' in the middle, can you draw 'op' pictures or cut out some pictures of 'op' words and stick them on. Write the op words.

Great work!

Tricky Words



Your new Tricky Word this week is "come". Look at it and say it. Look at the shape of the word!
Can you write our tricky word "come" on a page and trace over it with crayons.
Hang it up where you can see it every day!

Cover the word 'come' and see if you can trace it in the air.

Can you make up a story using sentences that have the word 'come' in them?

Here is one we made up for you today!!



'Can you come for dinner?' said Dad. 'Can my teddy come along too?!' I said.
'Yes, you can all come!' said Dad. 'Ok Teddy, come on, let's go!'

We would love to hear your stories!


You're doing great!

Read and Draw



- Do your best! Sound out and say these sentences. Draw a picture to match each one in your notebook/copy. Can you write the sentence under your picture?

- Some paint is in a tin.
- Glue can be blue.
- Come and get a clue.
- Frogs are in a pond.





You are super Hollypark
Boys !

Oral Language

Use your pictures to help you if you can..

Stand up straight and smile!

- 
- Did you do some baking/cooking this week? (See SPHE slide 21)
 - Could you talk through some of the steps involved and explain how to do it step by step.
 - Think about... First, then, after that, At the end, Finally,



Maths

Week Two



Lets Sing and Count!



<https://www.youtube.com/watch?v=SV6iC34a46w&t=2s>

Sing along!

If link fails please go to Youtube and search 'Counting 1-5' number song

Count and Write



Let's practise counting and writing our numbers!

- In your copybook can you draw a ladybird with 5 spots? Write a number 5 beside him. Remember - 'down and around for number 5, then put on his hat to bring him alive!'
- Now lets see if you can draw a set of 3 footballs. Draw a big circle all around them. Write your best 3 beside them. 'A curl for you and a curl for me, that's how we make our number 3!'
- Work with some lego blocks. Can you make a set of 4 blocks using 2 red and 2 blue? Put them down on a blank page and draw a big circle around them. This is a set of 4. Draw a line through the circle to partition it. Put the two red blocks on one side of the line and the two blue blocks on the other side. Write a big 4 underneath the circle. Now change it, could you make a set of 4 using 3 blue and 1 red lego block.
- Work on making a set of 4 in different ways. 2 and 2, or 3 and 1. What about 4 and 0? Draw pictures of the different sets of 4 you make using coloured blocks.
- Work on making sets of 5 in different ways using different toys. 3 teddies and 2 trains. 1 block and 4 cars. Make pictures of all the different ways you make a set of 5 and write the numbers correctly beside the objects.



Number Games

**Log onto www.folensonline.ie
Planet Maths, Junior Infants,
Resources.**

Strand : Number –

Topic: Analysis of Number




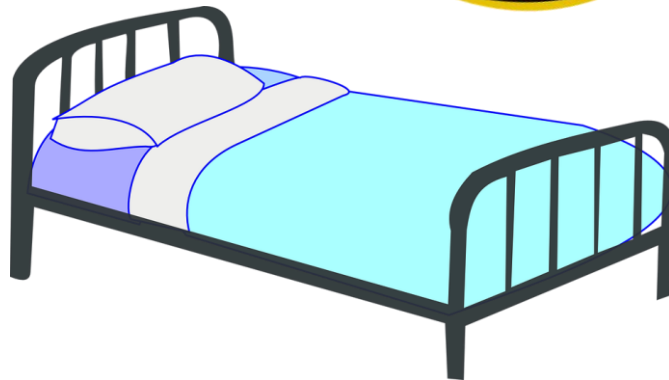

**Resource Type : Activities – Then pick and choose some
games you enjoy to practise what we have learnt about
making and partitioning sets !**

Heavy or Light?




Divide your page in half!

A **Heavy** side and a **Light** side. Draw the pictures into the correct side.



Extra Activity!



Weight Activities & Games

Log onto www.folensonline.ie - Planet Maths Junior Infants, - Resources -

Strand : Measures,

Topic : Weight

Resource Type : Activities

Practise the language of weight - balance, heavier, lighter, weighing.

Pick two of your toys or objects around the house and estimate first which you think will be heavier and which one will be lighter.

Check to see if you were right! Is it always the bigger item? Or can the smaller one sometimes be heavier? What about a balloon...it can be quite big and still be very light?!

SESE

Week Two




Let's Learn!

Our Environment

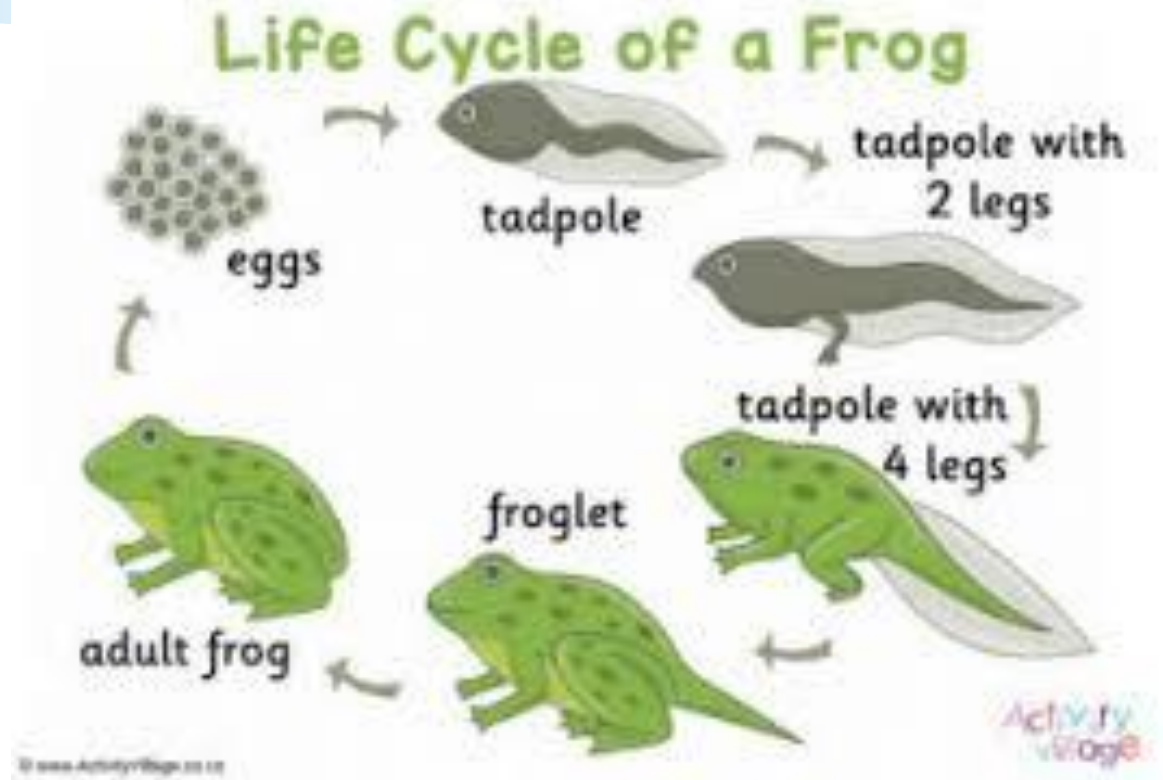


- Take a look outside in the garden. Can you recognise the different flowers that you see?
- What do these flowers need to survive?
- What are their names?
- Can you draw a lovely picture showing all the beautiful things that are growing in the springtime?



Use lots of colours in your picture

Living Things



Have a look at the life cycle of the frog. The eggs are called frog spawn. Frogs hibernate during winter. They usually lay frog spawn from February onwards. Could you make your own simple life cycle of a frog drawing? Or cut out some pictures and stick into your scrapbook?

Gaeilge



- Practise Dia dhuit/Dia 's Muire dhuit! ...
- Revise “Rothaí an bhus” with actions (folenonline, Abair Liom – Ar Scoil)
- Practise bia; arán, milseáin, úll, banana, brioscaí, uisce, ceapaire!
- Log onto folenonline.ie and go to Abair Liom Junior Infants, Resources and Téama Ar Scoil. Practise the song, poem, story, comhrá and activities this week.

Maith thú !



Talk it through - step by step

SPHE

Myself – Taking care of my body

Baking


- If you have some help could you bake/cook something at home, maybe fairy cakes, banana bread or a sandwich. In your copy draw the steps that were involved (remember your sequencing - beginning, middle and end) and stick this in your scrapbook....we would love to see a photo of what you have made too!

Well Done!



You have completed all your tasks.

Super Work!





Thank You!

See you soon!