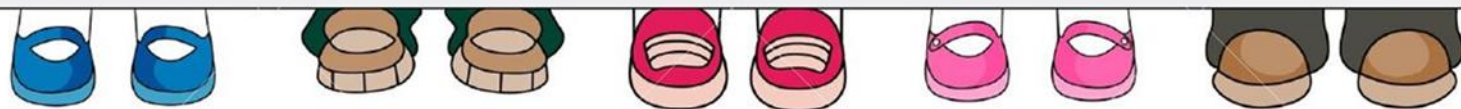




1st Class English
27/4/2020 – 8/5/2020





Welcome to Remote Learning for First Class!





Note for Parents/Guardians

Hi all,

We hope that everyone had an enjoyable Easter break and is keeping safe and well during this time. The following slides outline two weeks work for the boys. One task can be completed per day. We feel that there is enough work to keep the boys busy. However, please don't feel under any pressure to complete every slide. We hope the boys will enjoy the following tasks. Samples of their work can be sent by email to 1stClass@hollyparkbns.ie. Please include your child's name and his teacher's name in the subject line ie: (FAO: Ms. Costello RE John B). We look forward to seeing the boys work.



Kind regards,

First Class Teachers





You will need:

1. A pencil and a rubber 
2. Colouring pencils
3. A ruler 
4. A copy/blank page to record work





Task 1 – My News

This slide is used again next week when the boys are writing their news.



1. Get organised and sharpen your writing pencil before you begin to write.
Remember your correct pencil grip.
2. Using your very best writing, write all about your weekend.
3. You can use words from the word mat “All About My Weekend” on the next slide to help you with ideas and spellings.
4. Check your work using the *Editing Checklist*. Move on two slides to see the checklist.
5. Draw a beautiful picture and colour it in neatly.
6. Read your news aloud to your family. *Remember to use a clear voice!*

Well done!



All About My Weekend

General

weekend
activities
fun
funny
nice
good
brilliant
great
news
Saturday
Sunday

What?

went
travelled
arrived
drove
car
saw
looked
shopping
woke up
football
swimming
haircut
television
games
visited
cinema
swimming
played
toys
party
computer games
dolls
bike
scooter

When?

morning
afternoon
lunchtime
dinnertime

How?

drove
ran
walked
jogged
quickly
slowly

Feeling...

felt
excited
bored
happy
sad
tired
glad
cross

Who?

I
we
family
brother
sister
Mum
Dad
Granny
Grandma
Nanny
Grandpa
Grandad
cousin

Where?

home
garden
town
inside
outside
indoors
park
zoo



Editing Checklist

Read back over your writing.
Colour in the circle that best fits.



= Great job!



= Needs a little work

All sentences begin
with capital letters



All sentences end with
punctuation.



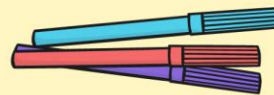

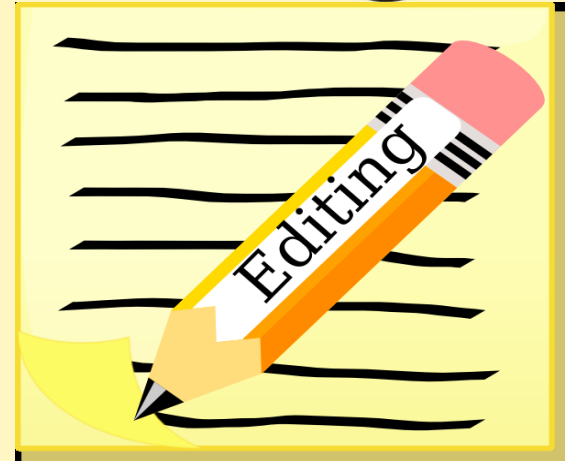
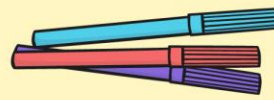
There are spaces
between words.



I used my very best
handwriting.



What I wrote makes
sense.





Task 2 – Sound of the Week - **ow**

The **ow** spelling of the **oa** sound

List Words

own

low

mow

show

grow

throw

elbow

yellow

other

were

snowman

1. Read down through the list words.
2. Can you find smaller words within bigger words?
3. Using your chin bumps how many syllables does each word have?
4. Now, try and come up with your own **ow** words and make a list.
5. Write at least 5 sentences using as many **ow** words as you can.
6. Finally, pick your favourite sentence and draw a picture to illustrate it.



Can you spot the tricky words?
Try to spell them!





Task 3 – The Happy Duckling

Watch the story *The Happy Duckling* [here](#).
There is a surprising twist right at the end!

This part can be done orally

Why do you think the boy was so keen to get rid of the duck?

What adjectives would you use to describe the boy?

Do you think the boy was a good friend? Give a reason <https://www.literacysshed.com/happy-duckling.html> for your answer.



Complete **one** of the following:

Design a book cover for *The Happy Duckling* and write a blurb.

Imagine that you are the duck, write a short story about your day.

Create your own pop up book showing scenes from the film with dialogue in speech bubbles.





Task 4 - Reading

Today take some time to enjoy a book that you are reading at the moment. When you have finished retell what you've read to someone in your family using three short simple sentences.

It's important to read a little everyday and it's very relaxing too!



Note for Parents:

Online Readers - similar to Funbooks.

Wonderland, (the first book is *Looking after Zara*) on the CJ Fallon website [here](#) is a great resource for additional reading. Similarly, Rainbow Stage 2, Starways Stage 2 and Read at Home are all great and can also be found on the CJ Fallon website.





Task 5

Take a few minutes to look at this picture and then answer questions orally on the next slide.





Picture 1 questions:

What time of day is it? How do you know?

Where are they going? Why do you think that?

What is the weather like? How do you know that?

What is happening in the back seat?

Move on to the next slide for picture 2.





Again take a few minutes to look at the picture, notice all the detail!
Answer the questions on the next slide.





Picture 2 questions:

What time of day is it? What makes you think that?

Where have they been? What tells you this?

Did they have a good time? What are the clues?

Is it the same day?

Can you think of a title for this piece of art?

Well done!





Task 6 – My News



1. Get organised and sharpen your writing pencil before you begin to write.
Remember your correct pencil grip.
2. Using your very best writing, write all about your weekend.
3. You can use words from the word mat “*All About My Weekend*” to help you with ideas and spellings.
4. Check your work using the *Editing Checklist*.
5. Draw a beautiful picture and colour it in neatly.
6. Read your news aloud to your family. *Remember to use a clear voice!*

Well done!





Task 7 – Sound of the Week - **ew**

The **ew** spelling of the **ue** sound

List Words

few
new
grew
threw
blew
chew
drew
flew
because
want
newspaper

1. Read down through the list words.
2. Can you find smaller words within bigger words?
3. Using your chin bumps how many syllables does each word have?
4. Now, try and come up with your own **ew** words and make a list.
5. Write at least 5 sentences using as many **ew** words as you can.
6. Finally, pick your favourite sentence and draw a picture to illustrate it.



Can you spot the tricky words?
Try to spell them!





Task 8 - Comprehension

Read facts about sharks on the next few slides and answer the questions in your copybook.



Sharks

There are more than 500 different species of shark, including the great white shark, grey reef shark, hammerhead shark and tiger shark.

Where do they live?

Sharks can be found in every ocean.

The most shark attacks have been in Australia, South Africa, America and Brazil.

What do they eat?

Some types of shark can be deadly, but only about 12 species have ever attacked humans.

What sharks eat depends on its species and where it is.

Most sharks are meat eaters so they like to eat fish and other sharks. Some larger sharks eat dolphins, sea lions and small whales.

Smaller sharks eat small aquatic life like clams and crabs.



Grey Reef Shark



School of
Hammerhead
Sharks

What are they good at?

A shark's sense of smell is so good that they can smell a single drop of blood in the water from 400 metres away. Their hearing is also amazing because they can hear fish moving from around 500 metres away! A baby shark is called a pup. Pups are born already able to take care of themselves. They have to swim away fast as some mothers try to eat their own pups and their own siblings can even attack them! Great white sharks can swim as fast as 18mph!

Amazing Fact!

Most shark species would die if they stopped moving. As long as they keep swimming, water keeps moving over their gills, which keeps them alive.





Questions About Sharks

1. How many different types of shark are there?
2. Name 3 species of shark?
3. What do smaller sharks like to eat?
4. Describe how good a shark's sense of smell and hearing are?
5. What is a baby shark called?
6. What are baby sharks able to do straight away and why?






Little Kitty

Little kitty black and white,
Looks at me with eyes so bright.
Little kitty likes some milk
And her fur is smooth as silk.

Little kitty runs around,
Chases leaves along the ground.
Little kitty starts to purr,
When I pet and rub her fur.

Little kitty runs up a tree,
But when I call, comes back to me.
Little kitty curls up small,
A tiny, furry, purry ball

By Jim Halligan




Task 9 – Poetry

This part can be done orally

1. What is the poem about?
2. What does her fur feel like?
3. What does she like to chase?
4. Where do you think the poem is set?
5. Can you find any rhyming words?

Write your own poem about a little animal. It can be a pet or a wild animal. You can use some words in *Little Kitty* to help you.





Task 10



Today write a short creative writing piece using prompts from *Story Starters*. Click [here](http://www.scholastic.com/teachers/story-starters/).

You may choose to use the notebook, letter, newspaper, or postcard templates for your writing.

Your work can be typed or written into your copybook .

Use the Editing Checklist to edit your work.

Include a drawing to illustrate your story.





Additional resources for the boys

- *CJ Fallon* is now providing free access to all its online books. Read at Home is great for additional reading material. Click [here](#)
- *Folens* are providing free access too if you click [here](#)
- *Storyline Online* is another great resource where the boys can listen to stories being read. Click [here](#)
- *BBC Bitesize* has lots of literacy games. Click [here](#)
- *Topmarks* has fun literacy games that the boys can play to help them with their English. Click [here](#) to play.
- *Twinkl* have allowed for free access to all their great resources which would keep the boys busy. Try out some of their comprehensions. Click [here](#) to join.





Well done boys. We hope that you've had fun!



Slán go fóill a bhuachaillí!

