



27th
April
2020

Junior
Infants

Remote Learning

Welcome Back
Boys!

Lets get
started !



You will need :

- Pencil
- Crayons
- Paper
- A notebook/ copy
- Scrapbook or folder to keep your work together



Have fun!

A note for parents :




- We hope you are all keeping well. The following slides contain a menu of work for the boys to complete this week. The second set of slides titled 5th May contain another week's work for week beginning 5th May. We appreciate that this is a stressful time for many so do not feel under pressure to complete everything.
- It would be great to continue to have a daily chat about the days of the week, months of the year and seasons/seasonal changes around us.
- Our new sounds in Jolly Phonics are oi and ue. New Tricky Words are come and some.
- Continue to revise all sounds in Sound Copy, Word Boxes and Tricky Word List daily
- www.jollylearning.co.uk and Jolly Phonics app may be useful for revision of phonics to date
- Read a story each day together, if at all possible, and focus this time on story sequencing - chatting about what happens at the beginning, middle and end of the story.
- Our e mail address is JuniorInfantTeachers@hollyparkbns.ie. If you would like to send us some examples of your son's work, we can give him some feedback. Some suggestions would be a photo of a piece of writing or drawing. Please do not send videos or photos that have people in them, just photos of work samples please.

Thanks!

A note for parents :



- In the absence of our Infants' concrete learning materials at school, we have tried to create learning activities and tasks that the boys can enjoy at home.
- For some lessons we have suggested written activities to reinforce the learning objective. In the absence of workbooks at home, these could be done in a copy/notebook or any lined paper you have at home. A scrapbook/folder is useful to keep this work together.
- We are really looking forward to seeing you all and getting back to our normal Junior Infants learning...we hope it will be soon!



- Junior Infants Team


Resources



Log on access is available to folensonline.ie using code Prim20 - see next slide for instructions

(We have some links on some of these slides to folens activities - you need to be logged in to folens to access the links)


Phonics/Letter Formation - see All Write Now Junior Infants - resources - this week we work on oi sound, formation of any previous letter sounds could also be revised.



Gaeilge : Abair Liom A Junior Infants - Resources - all games, comhrá, songs and dánta - this week we revise the téama Mé Féin, next week Ar Scoil

Maths - Planet Maths Junior Infants e book & resources - Themes Weight & Number

www.folensonline.ie

- Follow the steps below to get access:
 - Go to **FolensOnline.ie** and click register
 - Select Teacher
 - Fill in a username, email and password
 - For Roll Number use the code: Prim20
- 



Let's
Go!



Welcome to

Jolly Phonics



Jolly
Phonics



English



Jolly Phonics



Week One :

Our new sound this week is 'oi' !

1. Listen to the oi sound and song here.
2. Sing the oi song and do the action for oi (cup hands around mouth & say oi!)
3. How many oi words can you think of ?? Oil, coin, point, boil, join....
4. Write oi in your Sound Copy and draw four pictures of oi words, eg oil, point, coin, soil. Write the words beside each picture.
5. Trace oi on each others backs and in the air. Now practise correct formation of oi on lined paper. Check that your froggy grip on your pencil is correct. Watch the size of your letters.. o and i are the same height. They are partners! i has a dot just above it. Keep it neat boys!
Make a line of oi with a finger space between each one. Choose your best oi!
Log onto folenonline.ie and go to All Write Now Junior Inf - Resources and practise o and i with the video clip to reinforce correct formation



<https://youtu.be/7KRgVrTtQCU?t=1>

Well Done!



Reading

Week One

Let's Read!

Oi words



Sound out and blend the following oi words

oil

soil

boil


spoil

point

join

foil

coins



Great blending!

Reading

- List all the words you can think of from the an family ; fan, pan, man, tan, .
Watch this video for some ideas :



<https://www.youtube.com/watch?v=6aH1k7Gle58&t>

With a partner - Pass a ball to each other see how long you can keep it going back and forth with 'an' words!

Design your own 'an' poster with a big 'an' in the middle, can you draw 'an' pictures or cut out some out pictures of 'an' words and stick them on.

You are doing great !

Tricky Word




Your new Tricky Word this week is "some". Look at it and say it.
Can you write a big "some" on a page and trace over it with crayons. Hang it
up where you can see it every day!

Cover the word 'some' and see if you can trace it in the air.

How many sentences can you think of with our new tricky word "some" in
them?

Could you make a story using sentences that have our tricky word
'some' in them.. Here's one we made up for you....!




Some cats like to sleep all day. They miss some of the fun then! They like to
have some milk when they wake up. Then they wait for some tasty food!

Well done, you are
working so hard!

Read and draw!




- Sound out and read these sentences then draw a picture to match!
 - Point at the dog.
 - Ants are fast!
 - Oil is in the can.
 - Some cats sit on mats.



Well Done!


Oral Language

What was your favourite part of the story?

- 
- Think about the story you read or listened to at home today.
 - Can you retell the story briefly in your own words?
 - Think about the beginning, middle and ending of the story.
 - Use phrases like ;

First, After that, Then, Finally, At the end....

Remember your lovely clear voice and eye contact when you are talking.



Maths

Week One





Draw your own number line. Help froggy get to where he wants to go !

Froggy is on 0 he takes 2 hops forward. What number did he land on?
Draw the number using your **green** crayon.

Froggy is on 1 he takes 4 hops. What number did he land on? Write the
number using your **red** crayon.

Froggy is on 2 he takes 2 hops. What number did he land on? Write the
number using your **blue** crayon.

Test your partner! See can they help froggy and write the number!

Weight



What words do we use?



up

balance

Light


Heavy

weigh

lighter

heavier


down






Can you find 5 **heavy** things in your home?
Draw them and number them **1,2,3,4,5**

Can you find 5 **light** things in your home?
Draw them and number them **1,2,3,4,5**



Eye Spy! Can your partner guess what heavy or light things you can see in your home or garden?

Extra Activity!



Click on the link to play the games!

https://content.folensonline.ie/programmes/PlanetMaths/PMJI/resources/activities/pm_ji_099/index.html

https://content.folensonline.ie/programmes/PlanetMaths/PMJI/resources/activities/pm_ji_098/index.html

Please visit folensonline.ie, search planet maths,junior infants and 'weight' games if above links fail.

SESE

Week One



Spring is in the air !


Water in our world



Think about all the different ways we use water everyday.

Could you draw some pictures of the ways you have used water today... did you turn on the tap for brushing your teeth?, have a drink of water?, wash your hands?, use the washing machine for washing clothes? What else...?

Chat about the reasons why it is important to save water. Can you think of simple ways we could save water in our homes. Look at pictures on the next two slides and decide whether they are *SAVING* water or *WASTING* water.



Remind your family of all your ideas for saving water around the house!



Using the washing machine or dishwasher only when it is full.



Ignoring leaking pipes.



Watering the lawn.



Washing the car at home with a hose.




Leaving the tap on while brushing teeth.



Taking baths.

Think about it



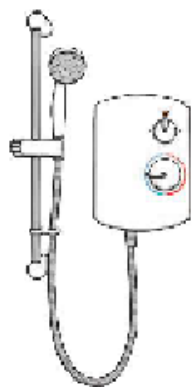
Turn off taps while brushing teeth.



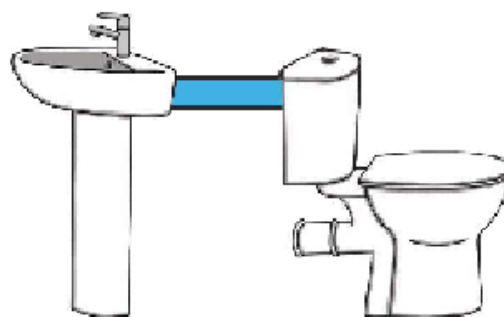
Use a watering can rather than a garden hose.



Collecting rain water to water gardens.



Having a short shower.



Businesses looking for ways to reuse or clean their waste water.




Use water that has been used for cooking to water plants.

Chat!


Extra Activity!



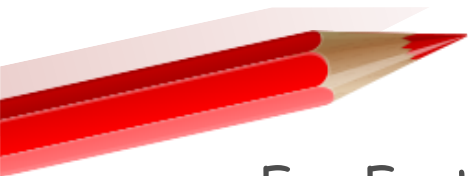
If you have access to a printer and would like to print the previous two slides.... the cards can then be cut out, and sorted onto two separate pages, one for **SAVING** Water and one for **WASTING** water. Boys could stick the cards onto the pages and then stick into their scrapbook.



Living Things



- We are going to learn about the cat family.
- Leopards, lions, tigers and jaguars are all part of the cat family.
- They are different from pet cats. They can ROAR!
- Leopards live in jungles, mountains and even swamps.
- If you have a map or globe at home see if you can find some countries where leopards may live...
- Leopards hunt for food at night. They like to eat deer, fish, and birds.



- Fun Fact : A leopard's tail is as long as it's body!

Could you cut out or draw some pictures of members of the cat family to stick in your scrapbook ?

Gaeilge



- Practise Cé tusa?/Is mise... (Cé tusa?...Is mise Seán..)...asking and answering.
- Practise 'na dathanna' ; gorm, dearg, buí, glas, dubh, bán (white!), bán dearg, corcra!
- Log onto folenonline.ie and go to Abair Liom A Junior Infants, Resources and Téama = Mé Féin - Postaer. Practise the song, poem, story, comhrá and the activities on this theme this week.

Maith thú !



SPHE

Myself and My Family Activity

"My bigger family"

- Think about someone you love in the extended family. Draw a picture of yourself doing something you like to do with that person... playing football, baking, taking a walk, building with lego. Maybe you could post this picture to that person?? Or stick it in your scrapbook.


Take five deep breaths into your belly. Smile!

Well Done!



You have completed all your tasks.

Super Work!





Thank You!

**Junior Infants
Teachers**

