



English



Senior Infants

April - May 2020



Welcome boys!

We hope you are looking forward to continuing with your English lessons! Find a place you can do your work and let's get started!

We hope you had a lovely Easter and are enjoying the good weather.

We know this is a difficult time for everyone, so we want to remind you that this is a "menu" of work and we encourage everybody to complete the work to the best of their ability.

Look after yourselves and stay safe and healthy!

We hope to see you all soon.





I will teach you in a room.

I will teach you now on **line**.

I will teach you in your house.

I will teach you with a mouse.

I will teach you here and there.

I will teach you because I care.

So just do your very best.

And do not worry about the rest.

Note to parents

- Email address seniorinfantteachers@hollyparkbns.ie is now set up to be used between now and May 11th.
- Please note after this date it will be defunct.
- Please write which teacher the email is for in the subject line, as well as your son's name, eg. FAO: Ms. Breathnach re. Bob T.
- We are looking forward to hearing about how you are getting on and seeing some of the great work you have been doing.
- Most importantly, please do not include your son's face in any photos or videos that you send on.**



Note to parents

- Please set up an account with Oxford Owl <https://www.oxfordowl.co.uk/>
- It is a completely free website with an extensive menu of ebooks, some of which we will be exploring later
- All you need to set up an account is an email address



Week 1





Click the link for some morning songs to get your brain ready to work!

Or you could wait until you want a brain break and listen then instead!

<https://www.youtube.com/playlist?list=PLTiBPRpkIHgXLNvRoiJolYy-buEc8tXuP>

We are learning about

- Weekly spellings



- Alternative sounds



- Capital letter formation



- Reading



You will need:




- A place to write




- A pencil




- A rubber



- Paper / copybook




- Colours



Weekly spellings

Sound: ou

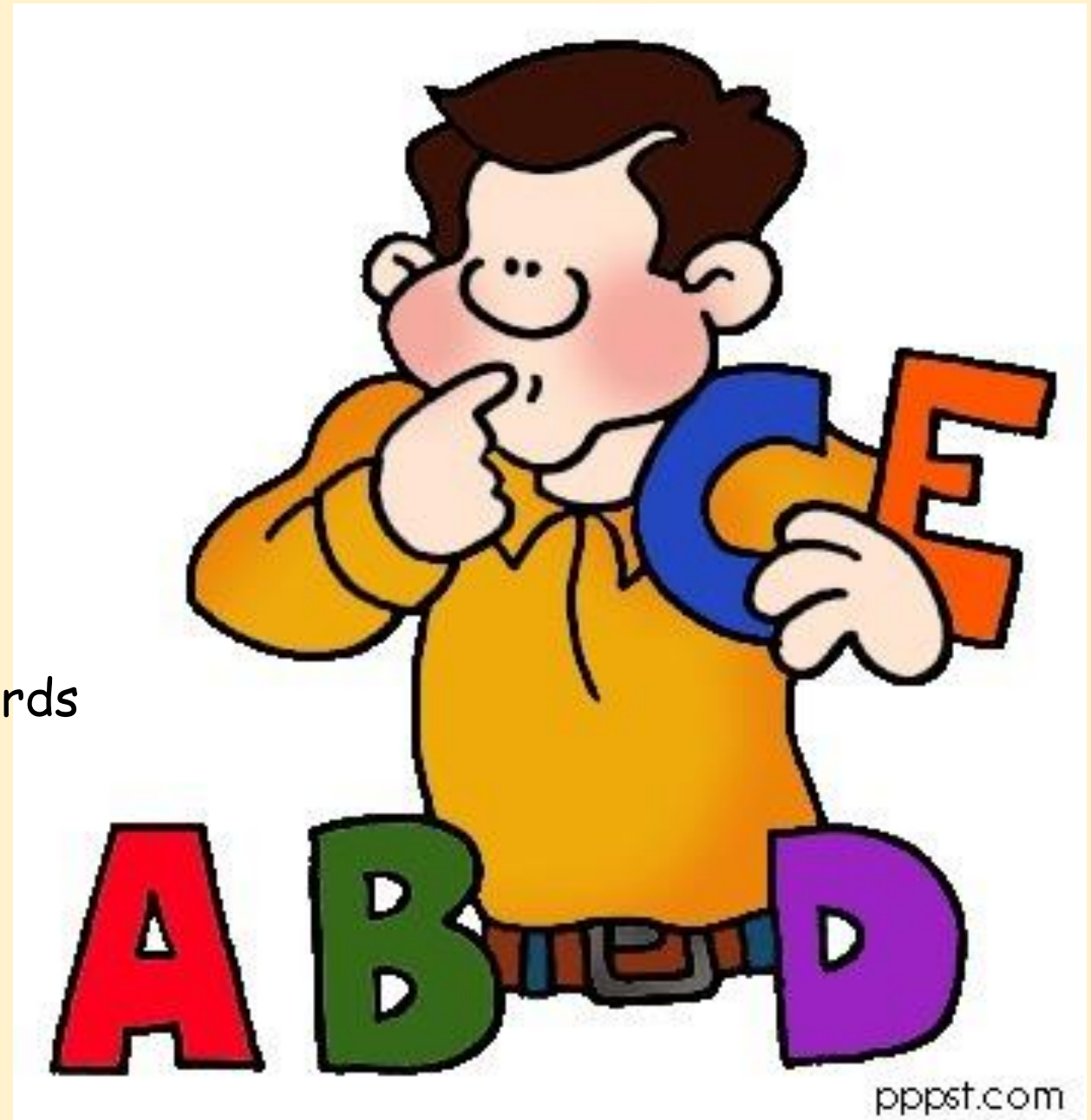
1. bat
2. pet
3. self
4. out
5. our
6. round
7. mouth
8. saw
9. put




tricky words



10. outside



Last week we learnt a new sound



aw




Some *aw* words are:

crawl

claw

straw

dawn



aw

Try read as many words as you can!

saw

jaw

awful

yawn

draw

crawl

paw

lawn

straw

aw has a new spelling!

Now we learn a new way to read aw!

au


Some au words are:

haunt

launch

pause

astronaut





Now try read as many words as you can!

haunt

autumn

pause

fault

August

cause

taunt

astronaut

haunted

Task 1

Make some sentences orally with some *au* words

Example:

Autumn - Autumn is my favourite season!

Here are some to help you:



laundry

author

taunt

faulty

launch

Paul

cause

pause

astronaut

Task 2

Write 5 *au* words (or as many as you want) and draw a picture of each word beside it

Example:

launch



Task 3: get writing!



Can you fill in the blanks?

- pause
- author
- laundry
- autumn
- haunted
- astronaut

1. The _____ house is big and dark.
2. Julia Donaldson is the _____ of the book.
3. I put my dirty top in the _____ basket.
4. In _____ the leaves fall off the trees.
5. An _____ can walk on the moon.
6. I pressed _____ on the video.

Capital letters

Aa Bb Cc Dd

Ee Ff Gg Hh

Ii Jj Kk Ll

Mm Nn Oo Pp

Qq Rr Ss Tt

Uu Vv Ww Xx

Yy Zz

Task 1


- Starting at the beginning of the alphabet, try and write as many capital letters as you can



- Have a go at making any capital letters you haven't learnt yet

Here are some fun ways to make letters


- Make the letters with Playdoh
- With Lego
- Trace the letters with salt, rice or sand on a tray
- Using a paintbrush, write the letters in water on the garden patio
- Get creative! Can you think of another way to learn your capital letters?



Task 2

Make a rainbow!

Using your crayons write a capital letter you have not learnt yet

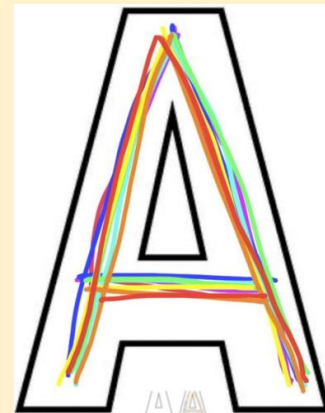


Write it nice and big in every colour of the rainbow!

This



will look like this:



Task 3

- With the same capital letter you have just learnt about, write a list of words that begin with this letter:

For example: B

Bat




Bag



Balloon



Bubble



Ball

Banana

Bread

Blue

Batman

Bamboo

Blueberry

Barn

- You could draw pictures beside each of these words and colour them in
- You could also make some silly sentences with these words. For example:
The Big Blue Bat had a Banana.

Task 4

Handwriting

Could you have a handwriting competition with yourself? Write a story in your best handwriting and tomorrow make a new story and try and beat yourself!

Someone at home could be the handwriting judge!

Remember! Letters live on lines!


Careful! How do I form this letter? Can I remember how my teacher showed me?



Reading



- We have read lots of books from Wonderland - well done!
- If you are still reading these books, please continue to do so.
- Please click on the link to read the story from the CJ Fallon website <http://wonderland.cjfallon.ie/>
- Start at Stage 1 Book 1: *The Picnic* and work your way up!
- You can decide to read anything between one book per day and one book per week. Whatever suits you best!



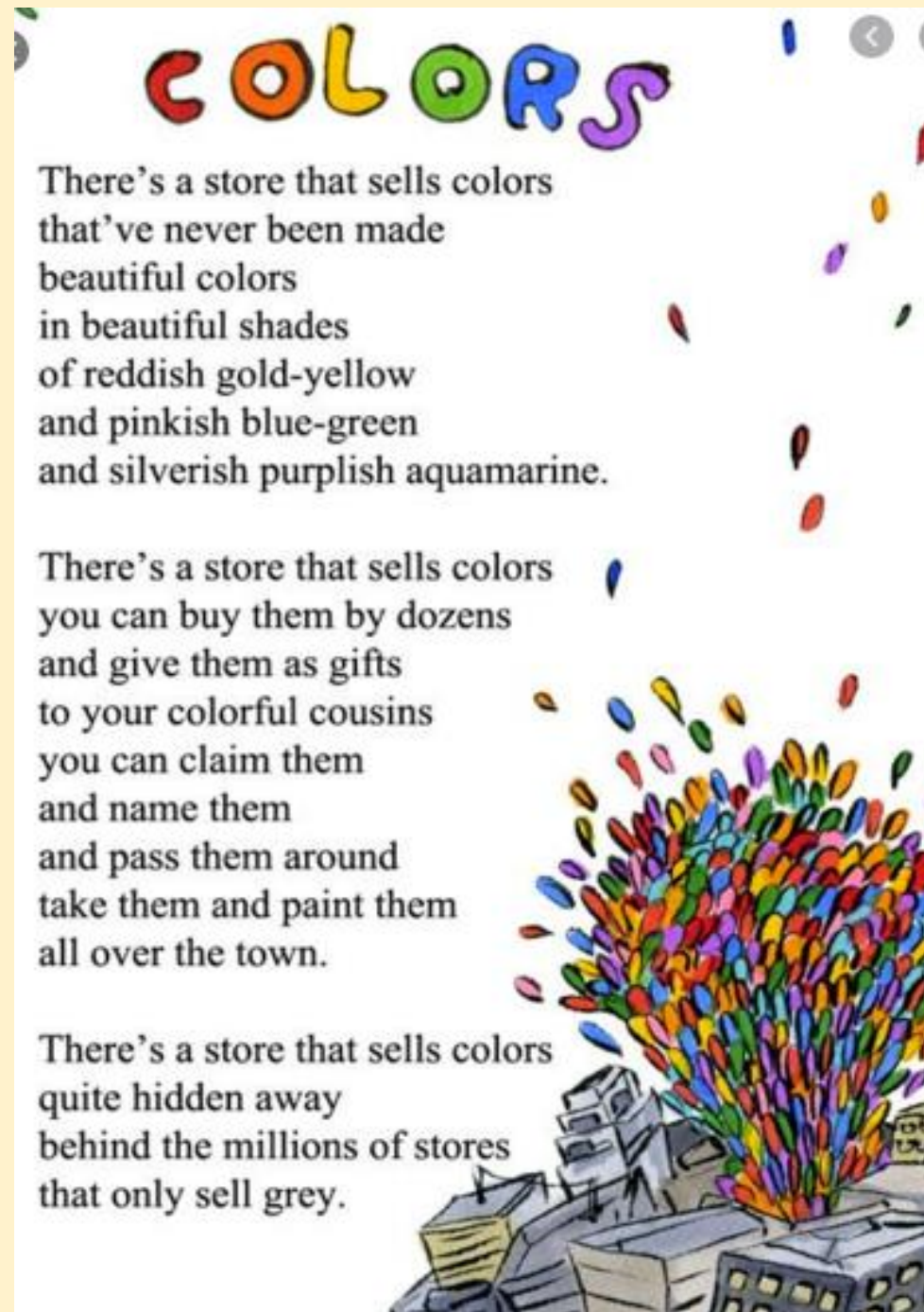
Reading

- If you are looking for more books, Oxford Owl has lots <https://www.oxfordowl.co.uk/>
- We would like you to read the Oxford Reading Tree stories on Oxford Owl about Biff, Chip, and Kipper.
- Filter to ages 4-5, select Oxford Reading Tree readers.
- The first book with words is *Big, Bad, Bug*. Start with this and work your way through them at your own pace.
- You can decide to read anything between one book per day and one book per week. Whatever suits you best!



Reading

- What's your favourite colour?
- Can you read some of this poem by yourself?
- What words had you never heard before?
- Can you draw a picture inspired by this poem?



- What colours can you find around the room now?
- Can you make a rainbow with these colours?
- Do you know any other poems?
- Can you say any other poem off by heart?

Well done on completing all of your work!



Click the next few slides for additional oral and written work ideas and week 2 of work

Note to parents

If you feel that you would like some extra work, please continue with the three workbooks that were sent home with your son:

Sounds Make Words / My Spelling Workbook

Planet Maths homework workbook

All Write Now homework workbook

Additional work is also provided in the following slides



Additional oral work

- Go over all 42 Jolly Phonics sounds with special focus on the digraph sounds (two letters together that make one sound, eg. ai, ee, etc.)
- Alphabet letter names
- Recognise and name all capital letters as well as lower case letters
- Days of the week, today's date
- Months of the year and seasons
- What day was it yesterday, today, tomorrow
- Tricky words
- Reading (to themselves, out loud, rent library books if possible, etc.)



Additional written work



- Free writing - stories, recipes, jokes, get creative!
- Google 'story starters for kids'
- This website is also good for ideas:


<http://www.scholastic.com/teachers/story-starters/>

- Write a diary - 3 to 4 sentences daily
- Written or orally: What have you done today to make yourself feel good? What have you done today to make yourself feel proud?

<https://www.youtube.com/watch?v=tms-ayMYzb8>



Additional written work



- Free writing: can you tell us the story of your favourite fairytale in your own words? You could even make it into a little book, with a front cover and illustrations.
- Here are some of our favourites to give you ideas:
 - Little Red Riding Hood
 - The Three Little Pigs
 - Goldilocks and the 3 Bears
 - The Ugly Duckling
 - Three Billy Goat's Gruff
 - Jack and the Beanstalk
 - Hansel and Gretel
 - The Little Red Hen
- Can you remember the names of any of these stories in Irish?

Additional work - explore!

Bert and Ernie have been exploring their 5 senses

They have smelt 5 things today:
the grass, flowers, perfume, a
lemon, and chocolate



- What 5 things can you smell?
- Can you hear 5 things?
- Can you see 5 things?
- Can you taste 5 things?
- Can you feel 5 things?

Would you like to write or draw
what you have found?

Week 2





Welcome boys!

We hope you are looking forward to starting week 2 of English lessons! Find a place you can do your work and let's get started!

We are learning about

- Weekly spellings



- Alternative sounds



- Capital letter formation



- Reading



You will need:



- A place to write




- A pencil




- A rubber



- Paper / copybook



- Colours




Weekly spellings

Sound: ow

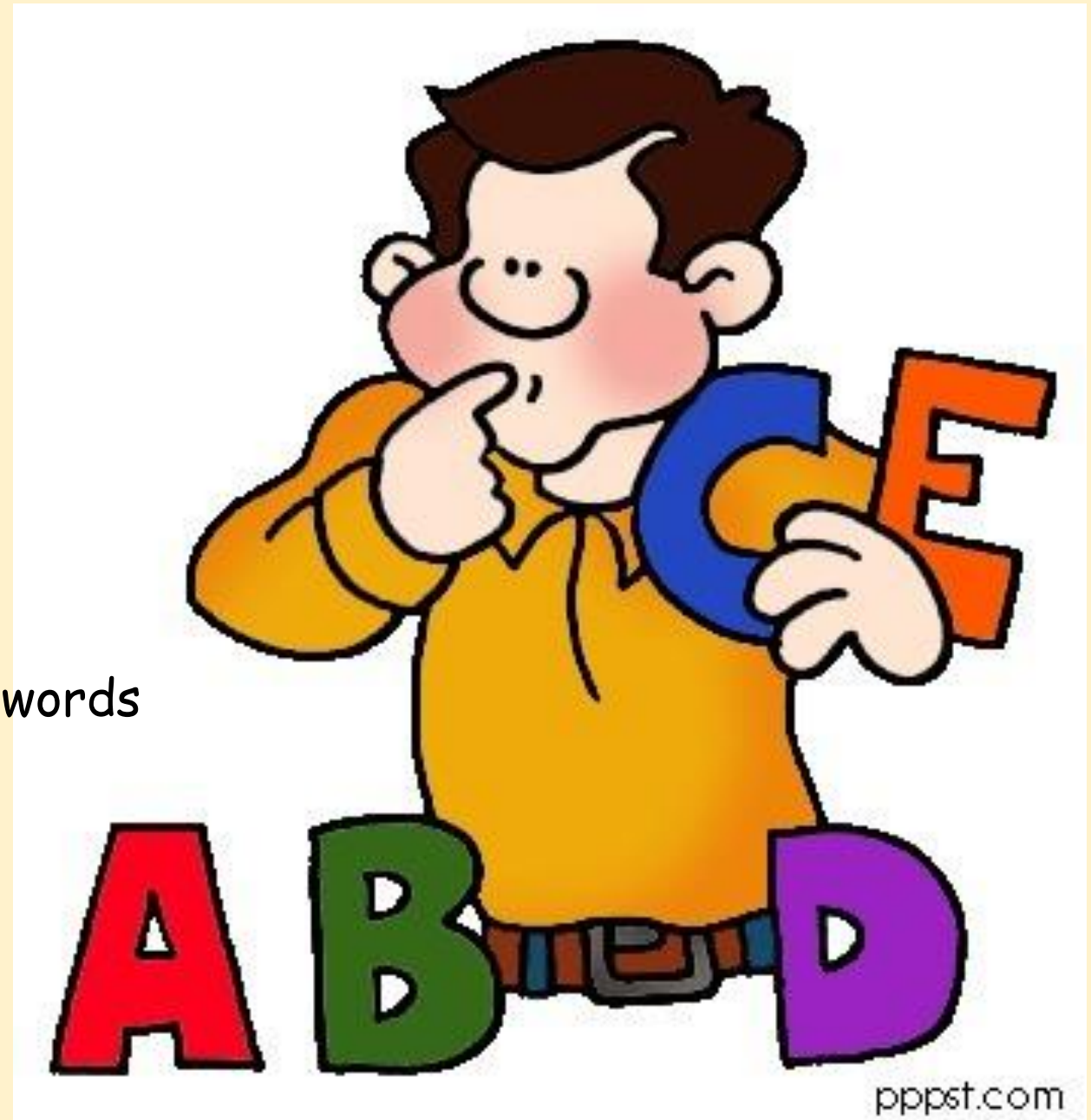
1. big
2. fox
3. milk
4. how
5. owl
6. brown
7. town
8. could
9. should



10. flowerpot



tricky words



New sound

Now we learn a new sound!

a


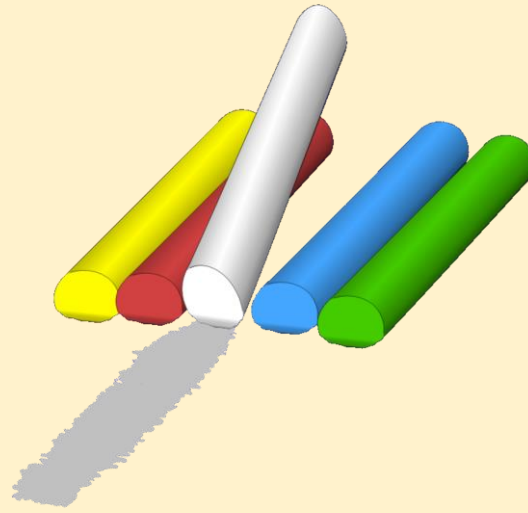
Some *a* words are:

ball

chalk

walk

stalk



al

Now try read as many words as you can!

all

hall

fall

small

walk

call

talk

chalk

stalk

Task 1

Make some sentences orally with some *al* words

Example:


Stalk - Jack went up the beanstalk

Here are some to help you:

all walk stalk fall

call chalk hall small

talk wall fall ball




Task 2

Write 5 *ai* words (or as many as you want) and draw a picture of each word beside it

Example:

fall



Task 3: get writing!



Can you fill in the blanks?

- tall / small
- all
- wall
- fall
- stalk
- chalk

1. Jack went up the bean_____.
2. Humpty Dumpty had a great _____.
3. He fell off the _____.
4. _____ the king's horses and _____ the king's men couldn't put Humpty together again.
5. I draw with _____ on the path.
5. She is _____ and he is _____.

Capital letters

Aa Bb Cc Dd

Ee Ff Gg Hh

Ii Jj Kk Ll

Mm Nn Oo Pp

Qq Rr Ss Tt

Uu Vv Ww Xx

Yy Zz

Task 1


- Starting at the beginning of the alphabet, try and write as many capital letters as you can



- Have a go at making any capital letters you haven't learnt yet

Here are some fun ways to make letters


- Make the letters with Playdoh
- With Lego
- Trace the letters with salt, rice or sand on a tray
- Using a paintbrush, write the letters in water on the garden patio
- Get creative! Can you think of another way to learn your capital letters?



Task 2

Make a rainbow!

Using your crayons write a capital letter you have not learnt yet

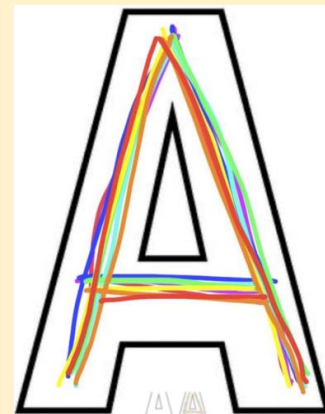


Write it nice and big in every colour of the rainbow!

This



will look like this:



Task 3

- With the same capital letter you have just learnt about, write a list of words that begin with this letter:

For example: B

Bat




Bag



Balloon



Bubble



Ball

Banana

Bread

Blue

Batman

Bamboo

Blueberry

Barn

- You could draw pictures beside each of these words and colour them in
- You could also make some silly sentences with these words. For example:
The Big Blue Bat had a Banana.

Task 4

Handwriting

Could you have a handwriting competition with yourself? Write a story in your best handwriting and tomorrow make a new story and try and beat yourself!

Someone at home could be the handwriting judge!

Remember! Letters live on lines!


Careful! How do I form this letter? Can I remember how my teacher showed me?



Reading




- Please click on the link to read the story from the CJ Fallon website <http://wonderland.cjfallon.ie/>
- Last week you started at Stage 1 Book 1: *The Picnic*. Keep working your way up!
- You can decide to read anything between one book per day and one book per week. Whatever suits you best!



Reading

- If you are looking for more books, Oxford Owl has lots <https://www.oxfordowl.co.uk/>
- We would like you to read the Oxford Reading Tree stories about Biff, Chip, and Kipper.
- Filter to ages 4-5, select Oxford Reading Tree readers.
- The first book with words is *Big, Bad, Bug*. Start with this and work your way through them at your own pace.
- You can decide to read anything between one book per day and one book per week. Whatever suits you best!



Reading

- Can you remember being 1? or 2?
- Can you read some of this poem by yourself?
- What words had you never heard before?
- Can you draw a picture inspired by this poem?

The End

When I was One,
I had just begun.

When I was Two,
I was nearly new

When I was Three,
I was hardly Me

When I was Four,
I was not much more

When I was Five,
I was just alive

But now I am Six, I'm as clever as clever
So I think I'll be six now for ever and ever



- Do you know anyone that is 3? Or 4? Who?
- What is one thing you learnt to do when you were 4? Or 5?
- Do you know any other poems?
- Can you say any other poem off by heart?
- If you are 7, can you add a new verse to this poem?

Well done on completing all of your work!



**Click the next few slides for additional oral
and written work ideas**

Note to parents

If you feel that you would like some extra work, please continue with the three workbooks that were sent home with your son:

Sounds Make Words / My Spelling Workbook

Planet Maths homework workbook

All Write Now homework workbook

Additional work is also provided in the following slides



Additional oral work

- Go over all 42 Jolly Phonics sounds with special focus on the digraph sounds (two letters together that make one sound, eg. ai, ee, etc.)
- Alphabet letter names
- Recognise and name all capital letters as well as lower case letters
- Days of the week, today's date
- Months of the year and seasons
- What day was it yesterday, today, tomorrow
- Tricky words
- Reading (to themselves, out loud, rent library books if possible, etc.)



Additional written work



- Free writing - stories, recipes, jokes, get creative!
- Google 'story starters for kids'
- This website is also good for ideas:

<http://www.scholastic.com/teachers/story-starters/>

- Write a diary - 3 to 4 sentences daily
- Written or orally: What have you done today to make yourself feel good? What have you done today to make yourself feel proud?

<https://www.youtube.com/watch?v=tms-ayMYzb8>



Additional written work

Free writing: can you tell us the story of your favourite fairytale in your own words? You could even make it into a little book, with a front cover and illustrations.

- Here are some of our favourites to give you ideas:

- Little Red Riding Hood

Three Billy Goat's Gruff

- The Three Little Pigs

Jack and the Beanstalk


- Goldilocks and the 3 Bears

Hansel and Gretel

- The Ugly Duckling

The Little Red Hen

- Can you remember the names of any of these stories in Irish?



Would you like to make up your own ending?

Pick one story and change how it ends!

Maybe the Big Bad Wolf meets a friendly she-wolf. He falls in love and says sorry to the pigs and they all live happily ever after in a house made of steel!



Additional work - rhyming

Let's rhyme!

-ang at the end of a word
rhymes with bang, sang,
rang, clang

What other words can
you rhyme? Here are
some word endings to
help you

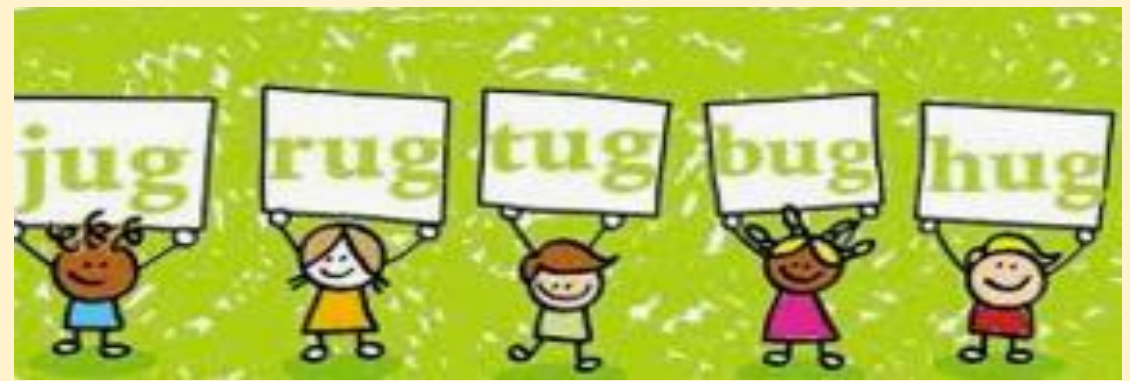
-ing
-ong
-ung

-ot
-mp
-nk

Can you say these rhyming words
outloud? Can you write any down?

How about drawing a picture of
some of the words?

Or putting them into a silly sentence?



Helpful hint! Use the alphabet to help you.
Start at a. Does ging make a word? No?
Move on to b. Does bing make a word? Yes? Well done!
Continue on to c, d, e, f...



That's all Folks!